

# Home Learning Student Sign In Codes

## Ms. Carbone - Group B

Each student has a unique Home Learning Code to access Seesaw. When signing in with their Home Learning Code, students can post to their journal, respond to activities, and view class announcements. Students do not see the work of any other student in the class.

The codes expire after 365 days on **September 8, 2021**. You can generate new codes at any time.

### Teacher Instructions

1. Print or download the Home Learning Codes.
2. Give each student their code. There is one code for each student in your class.
3. **Never share codes on social media or another public forum. Instruct students to keep their code safe like they keep their passwords safe.**

### Need Home Learning Tips?

Go to <https://web.seesaw.me/home-learning> for step-by-step instructions and lesson ideas.

### How Do Students Use Their Home Learning Code?

1. Students go to <https://app.seesaw.me> on a computer. Or install the Seesaw Class App on an iOS or Android device.
2. Students tap "I'm a Student".
3. Students scan their code using Seesaw's built-in QR code reader or type in their text code to access their Seesaw account.

### Sample Email Instructions for Students or Families

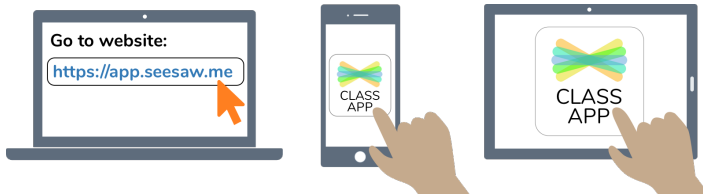
Students and families, we will be using Seesaw for home learning. Please sign in with your Home Learning code following the steps below:

1. Go to <https://web.seesaw.me> on a computer. Or install the Seesaw **Class** iOS or Android app.
2. Tap "I'm a Student".
3. Scan or type in your Home Learning code.
4. Post to your journal, respond to activities, and view class announcements.
5. Remember, this code is like a password. Keep it safe!




## Christina Wotoe's Home Learning Code


1. Go to <https://app.seesaw.me> on a computer. Or install the Seesaw **Class App** on an iOS or Android device.



2. Choose "I'm a Student".



3. Scan this code using Seesaw's built-in QR code scanner. Or type in these letters to access your Seesaw account: **TSVH AKCU AGLG WJBR**



Ask your teacher for a new code after September 8, 2021.

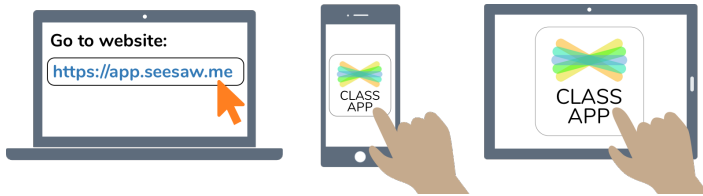
**This code is a password. If you have this code, you can access this account. Do not post codes on social media or in any publicly accessible place on the Internet!**

Ver las instrucciones en español en: <https://web.seesaw.me/espanol>




## Christopher Martinez's Home Learning Code

1. Go to <https://app.seesaw.me> on a computer. Or install the Seesaw **Class App** on an iOS or Android device.



2. Choose "I'm a Student".



3. Scan this code using Seesaw's built-in QR code scanner. Or type in these letters to access your Seesaw account: **FKYR DTQN DHVC HBNG**



Ask your teacher for a new code after September 8, 2021.

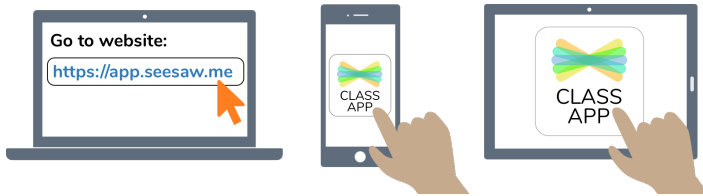
**This code is a password. If you have this code, you can access this account. Do not post codes on social media or in any publicly accessible place on the Internet!**

Ver las instrucciones en español en: <https://web.seesaw.me/espanol>




## Christopher Wotoe's Home Learning Code


1. Go to <https://app.seesaw.me> on a computer. Or install the Seesaw **Class App** on an iOS or Android device.



2. Choose "I'm a Student".



3. Scan this code using Seesaw's built-in QR code scanner. Or type in these letters to access your Seesaw account: **UGLP HNSZ AYOY CKWO**



Ask your teacher for a new code after September 8, 2021.

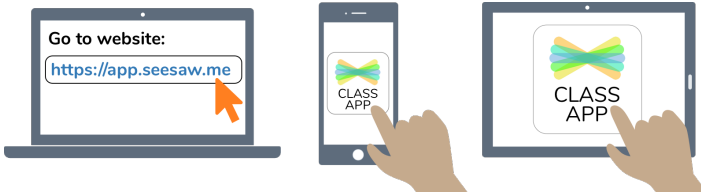
**This code is a password. If you have this code, you can access this account. Do not post codes on social media or in any publicly accessible place on the Internet!**

Ver las instrucciones en español en: <https://web.seesaw.me/espanol>

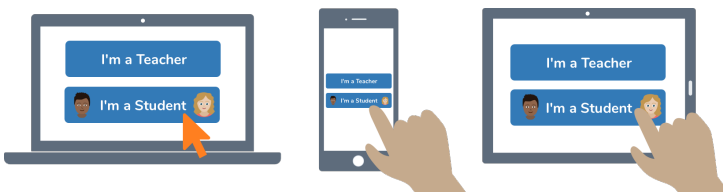


## Jonathan Morales Benavides's Home Learning Code

1. Go to <https://app.seesaw.me> on a computer. Or install the Seesaw **Class App** on an iOS or Android device.



2. Choose "I'm a Student".



3. Scan this code using Seesaw's built-in QR code scanner. Or type in these letters to access your Seesaw account: **JHBB KEAL RXHR MKRC**



Ask your teacher for a new code after September 8, 2021.

**This code is a password. If you have this code, you can access this account. Do not post codes on social media or in any publicly accessible place on the Internet!**

Ver las instrucciones en español en: <https://web.seesaw.me/espanol>



## Leanna Persaud's Home Learning Code

1. Go to <https://app.seesaw.me> on a computer. Or install the Seesaw **Class App** on an iOS or Android device.



2. Choose "I'm a Student".



3. Scan this code using Seesaw's built-in QR code scanner. Or type in these letters to access your Seesaw account: **WWSQ YYYY HXRZ RWKP**



Ask your teacher for a new code after September 8, 2021.

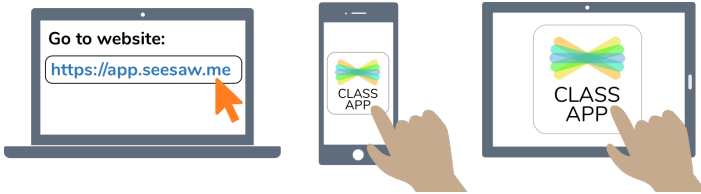
**This code is a password. If you have this code, you can access this account. Do not post codes on social media or in any publicly accessible place on the Internet!**

Ver las instrucciones en español en: <https://web.seesaw.me/espanol>

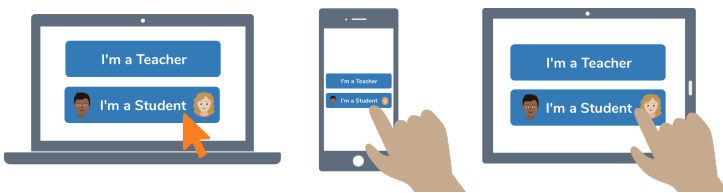


## Leslie Nelson's Home Learning Code

1. Go to <https://app.seesaw.me> on a computer. Or install the Seesaw **Class App** on an iOS or Android device.



2. Choose "I'm a Student".



3. Scan this code using Seesaw's built-in QR code scanner. Or type in these letters to access your Seesaw account: **PMJA YKBP UVSU WIGR**



Ask your teacher for a new code after September 8, 2021.

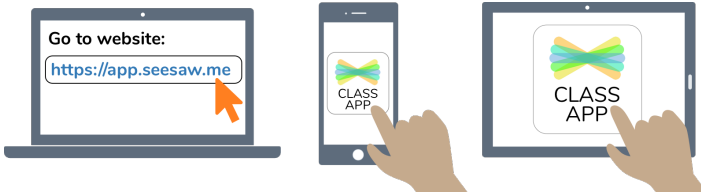
**This code is a password. If you have this code, you can access this account. Do not post codes on social media or in any publicly accessible place on the Internet!**

Ver las instrucciones en español en: <https://web.seesaw.me/espanol>

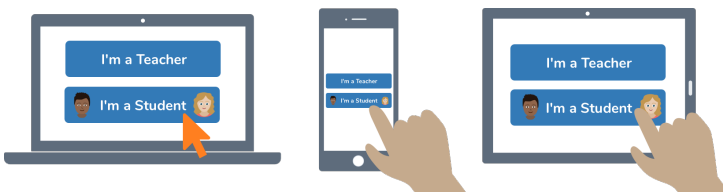


## Odette Espinoza's Home Learning Code

1. Go to <https://app.seesaw.me> on a computer. Or install the Seesaw **Class App** on an iOS or Android device.



2. Choose "I'm a Student".



3. Scan this code using Seesaw's built-in QR code scanner. Or type in these letters to access your Seesaw account: **HELQ TOEX UOPM WFWB**



Ask your teacher for a new code after September 8, 2021.

**This code is a password. If you have this code, you can access this account. Do not post codes on social media or in any publicly accessible place on the Internet!**

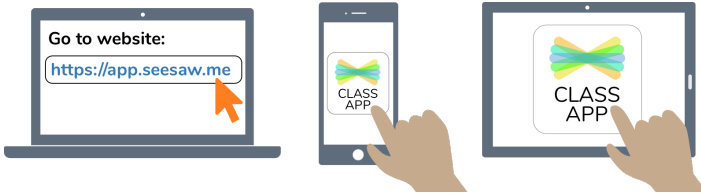
Ver las instrucciones en español en: <https://web.seesaw.me/espanol>



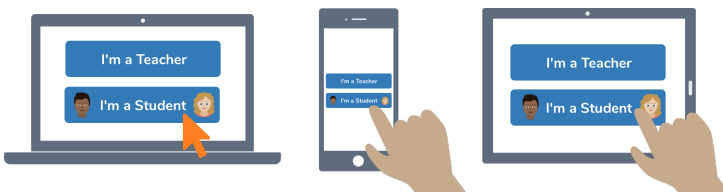


## Onyedikachi Zimoha's Home Learning Code

1. Go to <https://app.seesaw.me> on a computer. Or install the Seesaw **Class App** on an iOS or Android device.



2. Choose "I'm a Student".



3. Scan this code using Seesaw's built-in QR code scanner. Or type in these letters to access your Seesaw account: **WYSM WSBL WHNY HUEL**



Ask your teacher for a new code after September 8, 2021.

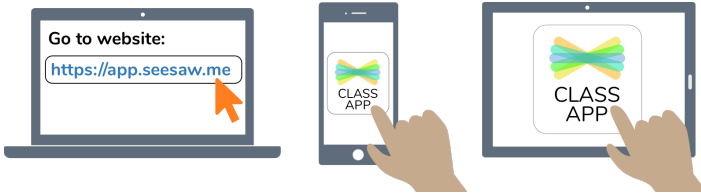
**This code is a password. If you have this code, you can access this account. Do not post codes on social media or in any publicly accessible place on the Internet!**

Ver las instrucciones en español en: <https://web.seesaw.me/espanol>

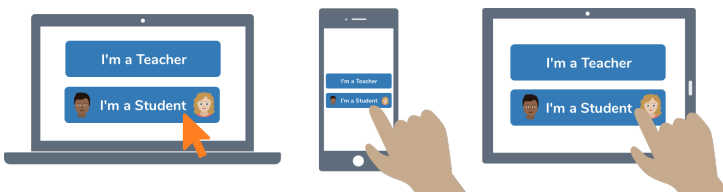


## Sianna Toora's Home Learning Code

1. Go to <https://app.seesaw.me> on a computer. Or install the Seesaw **Class App** on an iOS or Android device.



2. Choose "I'm a Student".



3. Scan this code using Seesaw's built-in QR code scanner. Or type in these letters to access your Seesaw account: **HAHA EDML FKDU WNOY**



Ask your teacher for a new code after September 8, 2021.

**This code is a password. If you have this code, you can access this account. Do not post codes on social media or in any publicly accessible place on the Internet!**

Ver las instrucciones en español en: <https://web.seesaw.me/espanol>